

ATTACHMENTS SERIES



BUILD THE FUTURE.

WWW.EVERDIGM.COM

EVERDIGM

Sales & Marketing

Room#1203, WoolimLion's Valley2,
2 Gasan digital 1-ro, Geumcheon-gu, Seoul, Korea
Tel +82-2-801-0815 Fax +82-2-801-0899
Email angelica@everdigm.com

Head office & Factory

49, Buyeong-gil, Jincheon-eup, Jincheon-gun,
Chungcheongbuk-do, Korea
Tel +82-43-530-3300 Fax +82-43-530-3429



www.youtube.com/user/everdigm01



www.facebook.com/EverdigmCo

EVERDIGM

Tools that make people move

TOTAL SOLUTION PROVIDER CREATING MORE VALUE FOR FUTURE GENERATION!

EVERDIGM's product quality, engineering and service network have been endorsed over 80 countries around the world.


EVERDIGM's attachments use special materials and fem structure engineering. So it guarantees superior productivity, safety and durability. International dealer network system provides responds to all customer cares.

WORLDWIDE DEALER NETWORK

EVERDIGM continues to grow in strength around the world, fueled by market success and innovation, and aided by our global network about 120 overseas dealers in 70 countries. with a full product range, which is manufactured, serviced and supported by everdigm to all over the globe, we've got the right machine and the right solution for all your jobs.



With the goal to be a total solution provider for tool carriers, **EVERDIGM** attachments have grown into most reliable attachment manufacturer in Korea and worldwide distribution partners in 70 countries. Meanwhile, company has continuously verified the excellent quality by achieving ISO9001, ISO14001, CE and AEM tool energy rating which realized by high qualified R&D team, efficiency-integrated manufacturing system and goal oriented professional people with full ranged product line of hydraulic breaker, multiprocessor, pulverizer, compactor, multipurpose grab, quick coupler and other attachments, **EVERDIGM** attachments fulfill the maximum productivity and durability for construction and demolition job site.



Consider AEM's tool energy rating

Why develop the tool energy rating?

Assesing and comparing hydraulic breakers have never been easier or more accurate than the tool energy developed by the mounted breaker manufacture bureau(MBMB) of the AEM. Which is U.S based international trade group serving the business needs of construction equipment manufacturers and construction services providers. The AEM tool energy rating is accepted by hydraulic breaker manufacturers from Finland, France, Germany, Italy, Japan, Korea, Sweden and the United States. EVERDIGM Corp. has been accredited to self-certify the tool energy rating obtained through test processes complying with "AEM Measuring Guide."

High impact energy by AEM tool energy rating
Better productivity by AEM certified tool energy rating
Giving customers more reliable guide for selection

High pressure accumulator (EHB17 and larger)
- Eliminates pressure fluctuation
- Increases impact power



- Designing by Soild edge
- Centralized lubricating system
Enable to utilize centralized auto grease system
- Fewer components
Around one-third of its competitor around 30 to 90
Easy maintenance
Dealers need fewer spare parts in inventory
Easy to rebuild

Breaker Selection Guide (applicable carrier range and minimum required hydraulic power)

Model		Weight of carrier in tonnes (t)																												Hydraulic power of carrier			
		<div><div></div><div></div><div></div><div></div><div></div><div></div><div></div><div></div><div></div><div></div><div></div><div></div><div></div><div></div><div></div><div></div><div></div><div></div><div></div><div></div><div></div><div></div><div></div><div></div><div></div><div></div><div></div><div></div><div></div><div></div><div></div><div></div><div></div><div></div><div></div><div></div><div></div><div></div><div></div><div></div><div></div><div></div><div></div><div></div><div></div><div></div><div></div><div></div><div></div><div></div><div></div><div></div><div></div><div></div><div></div><div></div><div></div><div></div><div></div><div></div><div></div><div></div><div></div><div></div><div></div><div></div><div></div><div></div><div></div><div></div><div></div><div></div><div></div><div></div><div></div><div></div><div></div><div></div><div></div><div></div><div></div><div></div><div></div><div></div><div></div><div></div><div></div><div></div><div></div><div></div><div></div><div></div><div></div><div></div><div></div><div></div><div></div><div></div><div></div><div></div><div></div><div></div><div></div><div></div><div></div><div></div><div></div><div></div><div></div><div></div><div></div><div></div><div></div><div></div><div></div><div></div><div></div><div></div><div></div><div></div><div></div><div></div><div></div><div></div><div></div><div></div><div></div><div></div><div></div><div></div><div></div><div></div><div></div><div></div><div></div><div></div><div></div><div></div><div></div><div></div><div></div><div></div><div></div><div></div><div></div><div></div><div></div><div></div><div></div><div></div><div></div><div></div><div></div><div></div><div></div><div></div><div></div><div></div><div></div><div></div><div></div><div></div><div></div><div></div><div></div><div></div><div></div><div></div><div></div><div></div><div></div><div></div><div></div><div></div><div></div><div></div><div></div><div></div><div></div><div></div><div></div><div></div><div></div><div></div><div></div><div></div><div></div><div></div><div></div><div></div><div></div><div></div><div></div><div></div><div></div><div></div><div></div><div></div><div></div><div></div><div></div><div></div><div></div><div></div><div></div><div></div><div></div><div></div><div></div><div></div><div></div><div></div><div></div><div></div><div></div><div></div><div></div><div></div><div></div><div></div><div></div><div></div><div></div><div></div><div></div><div></div><div></div><div></div><div></div><div></div><div></div><div></div><div></div><div></div><div></div><div></div><div></div><div></div><div></div><div></div><div></div><div></div><div></div><div></div><div></div><div></div><div></div><div></div><div></div><div></div><div></div><div></div><div></div><div></div><div></div><div></div><div></div><div></div><div></div><div></div><div></div><div></div><div></div><div></div><div></div><div></div><div></div><div></div><div></div><div></div><div></div><div></div><div></div><div></div><div></div><div></div><div></div><div></div><div></div><div></div><div></div><div></div><div></div><div></div><div></div><div></div><div></div><div></div><div></div><div></div><div></div><div></div><div></div><div></div><div></div><div></div><div></div><div></div><div></div><div></div><div></div><div></div><div></div><div></div><div></div><div></div><div></div><div></div><div></div><div></div><div></div><div></div><div></div><div></div><div></div><div></div><div></div><div></div><div></div><div></div><div></div><div></div><div></div><div></div><div></div><div></div><div></div><div></div><div></div><div></div><div></div><div></div><div></div><div></div><div></div><div></div><div></div><div></div><div></div><div></div><div></div><div></div><div></div><div></div><div></div><div></div><div></div><div></div><div></div><div></div><div></div><div></div><div></div><div></div><div></div><div></div><div></div><div></div><div></div><div></div><div></div><div></div><div></div><div></div><div></div><div></div><div></div><div></div><div></div><div></div><div></div><div></div><div></div><div></div><div></div><div></div><div></div><div></div><div></div><div></div><div></div><div></div><div></div><div></div><div></div><div></div><div></div><div></div><div></div><div></div><div></div><div></div><div></div><div></div><div></div><div></div><div></div><div></div><div></div><div></div><div></div><div></div><div></div><div></div><div></div><div></div><div></div><div></div><div></div><div></div><div></div><div></div><div></div><div></div><div></div><div></div><div></div><div></div><div></div><div></div><div></div><div></div><div></div><div></div><div></div><div></div><div></div><div></div><div></div><div></div><div></div><div></div><div></div><div></div><div></div><div></div><div></div><div></div><div></div><div></div><div></div><div></div><div></div><div></div><div></div><div></div><div></div><div></div><div></div><div></div><div></div><div></div><div></div><div></div><div></div><div></div><div></div><div></div><div></div><div></div><div></div><div></div><div></div><div></div><div></div><div></div><div></div><div></div><div></div><div></div><div></div><div></div><div></div><div></div><div></div><div></div><div></div><div></div><div></div><div></div><div></div><div></div><div></div><div></div><div></div><div></div><div></div><div></div><div></div><div></div><div></div><div></div><div></div><div></div><div></div><div></div><div></div><div></div><div></div><div></div><div></div><div></div><div></div><div></div><div></div><div></div><div></div><div></div><div></div><div></div><div></div><div></div><div></div><div></div><div></div><div></div><div></div><div></div><div></div><div></div><div></div><div></div><div></div><div></div><div></div><div></div><div></div><div></div><div></div><div></div><div></div><div></div><div></div><div></div><div></div><div></div><div></div><div></div><div></div><div></div><div></div><div></div><div></div><div></div><div></div><div></div><div></div><div></div><div></div><div></div><div></div><div></div><div></div><div></div><div></div><div></div><div></div><div></div><div></div><div></div><div></div><div></div><div></div><div></div><div></div><div></div><div></div><div></div><div></div><div></div><div></div><div></div><div></div><div></div><div></div><div></div><div></div><div></div><div></div><div></div><div></div><div></div><div></div><div></div><div></div><div></div><div></div><div></div><div></div><div></div><div></div><div></div><div></div><div></div><div></div><div></div><div></div><div></div><div></div><div></div><div></div><div></div><div></div><div></div><div></div><div></div><div></div><div></div><div></div><div></div><div></div><div></div><div></div><div></div><div></div><div></div><div></div><div></div><div></div><div></div><div></div><div></div><div></div><div></div><div></div><div></div><div></div><div></div><div></div><div></div><div></div><div></div><div></div><div></div><div></div><div></div><div></div><div></div><div></div><div></div><div></div><div></div><div></div><div></div><div></div><div></div><div></div><div></div><div></div><div></div><div></div><div></div><div></div><div></div><div></div><div></div><div></div><div></div><div></div><div></div><div></div><div></div><div></div><div></div><div></div><div></div><div></div><div></div><div></div><div></div><div></div><div></div><div></div><div></div><div></div><div></div><div></div><div></div><div></div><div></div><div></div><div></div><div></div><div></div><div></div><div></div><div></div><div></div><div></div><div></div><div></div><div></div><div></div><div></div><div></div><div></div><div></div><div></div><div></div><div></div><div></div><div></div><div></div><div></div><div></div><div></div><div></div><div></div><div></div><div></div><div></div><div></div><div></div><div></div><div></div><div></div><div></div><div></div><div></div><div></div><div></div><div></div><div></div><div></div><div></div><div></div><div></div><div></div><div></div><div></div><div></div><div></div><div></div><div></div><div></div><div></div><div></div><div></div><div></div><div></div><div></div><div></div><div></div><div></div><div></div><div></div><div></div><div></div><div></div><div></div><div></div><div></div><div></div><div></div><div></div><div></div><div></div><div></div><div></div><div></div><div></div><div></div><div></div><div></div><div></div><div></div><div></div><div></div><div></div><div></div><div></div><div></div><div></div><div></div><div></div><div></div><div></div><div></div><div></div><div></div><div></div><div></div><div></div><div></div><div></div><div></div><div></div><div></div><div></div><div></div><div></div><div></div><div></div><div></div><div></div><div></div><div></div><div></div><div></div><div></div><div></div><div></div><div></div><div></div><div></div><div></div><div></div><div></div><div></div><div></div><div></div><div></div><div></div><div></div><div></div><div></div><div></div><div></div><div></div><div></div><div></div><div></div><div></div><div></div><div></div><div></div><div></div><div></div><div></div><div></div><div></div><div></div><div></div><div></div><div></div><div></div><div></div><div></div><div></div><div></div><div></div><div></div><div></div><div></div><div></div><div></div><div></div><div></div><div></div><div></div><div></div><div></div><div></div><div></div><div></div><div></div><div></div><div></div><div></div><div></div><div></div><div></div><div></div><div></div><div></div><div></div><div></div><div></div><div></div><div></div><div></div><div></div><div></div><div></div><div></div><div></div><div></div><div></div><div></div><div></div><div></div><div></div><div></div><div></div><div></div><div></div><div></div><div></div><div></div><div></div><div></div><div></div><div></div><div></div><div></div><div></div><div></div><div></div><div></div><div></div><div></div><div></div><div></div><div></div><div></div><div></div><div></div><div></div><div></div><div></div><div></div><div></div><div></div><div></div><div></div><div></div><div></div><div></div><div></div><div></div><div></div><div></div><div></div><div></div><div></div><div></div><div></div><div></div><div></div><div></div><div></div><div></div><div></div><div></div><div></div><div></div><div></div><div></div><div></div><div></div><div></div><div></div><div></div><div></div><div></div><div></div><div></div><div></div><div></div><div></div><div></div><div></div><div></div><div></div><div></div><div></div><div></div><div></div><div></div><div></div><div></div><div></div><div></div><div></div><div></div><div></div><div></div><div></div><div></div><div></div><div></div><div></div><div></div><div></div><div></div><div></div><div></div><div></div><div></div><div></div><div></div><div></div><div></div><div></div><div></div><div></div><div></div><div></div><div></div><div></div><div></div><div></div><div></div><div></div><div></div><div></div><div></div><div></div><div></div><div></div><div></div><div></div><div></div><div></div><div></div><div></div><div></div><div></div><div></div><div></div><div></div><div></div><div></div><div></div><div></div><div></div><div></div><div></div><div></div><div></div><div></div><div></div><div></div><div></div><div></div><div></div><div></div><div></div><div></div><div></div><div></div><div></div><div></div><div></div><div></div><div></div><div></div><div></div><div></div><div></div><div></div><div></div><div></div><div></div><div></div><div></div><div></div><div></div><div></div><div></div><div></div><div></div><div></div><div></div><div></div><div></div><div></div><div></div><div></div><div></div><div></div><div></div><div></div><div></div><div></div><div></div><div></div><div></div><div></div><div></div><div></div><div></div><div></div><div></div><div></div><div></div><div></div><div></div><div></div><div></div><div></div><div></div><div></div><div></div><div></div><div></div><div></div><div></div><div></div><div></div><div></div><div></div><div></div><div></div><div></div><div></div><div></div><div></div><div></div><div></div><div></div><div></div><div></div><div></div><div></div><div></div><div></div><div></div><div></div><div></div><div></div><div></div><div></div><div></div><div></div><div></div><div></div><div></div><div></div><div></div><div></div><div></div><div></div><div></div><div></div><div></div><div></div><div></div><div></div><div></div><div></div><div></div><div></div><div></div><div></div><div></div><div></div><div></div><div></div><div></div><div></div><div></div><div></div><div></div><div></div><div></div><div></div><div></div><div></div><div></div><div></div><div></div><div></div><div></div><div></div><div></div><div></div><div></div><div></div><div></div><div></div><div></div><div></div><div></div><div></div><div></div><div></div><div></div><div></div><div></div><div></div><div></div><div></div><div></div><div></div><div></div><div></div><div></div><div></div><div></div><div></div><div></div><div></div><div></div><div></div><div></div><div></div><div></div><div></div><div></div><div></div><div></div><div></div><div></div><div></div><div></div><div></div><div></div><div></div><div></div><div></div><div></div><div></div><div></div><div></div><div></div><div></div><div></div><div></div><div></div><div></div><div></div><div></div><div></div><div></div><div></div><div></div><div></div><div></div><div></div><div></div><div></div><div></div><div></div><div></div><div></div><div></div><div></div><div></div><div></div><div></div><div></div><div></div><div></div><div></div><div></div><div></div><div></div><div></div><div></div><div></div><div></div><div></div><div></div><div></div><div></div><div></div><div></div><div></div><div></div><div></div><div></div><div></div><div></div><div></div><div></div><div></div><div></div><div></div><div></div><div></div><div></div><div></div><div></div><div></div><div></div><div></div><div></div><div></div><div></div><div></div><div></div><div></div><div></div><div></</div></div>																															

This guide is valid for the normal excavators equipped with standard boom-arm. For carriers with special features, contact your Everdigm dealer or service.



■ **Marketing and promotion**

There for you, promotion provider.

Our machines give their all, and not just on job sites around the world. you can also experience the combined power of EVERDIGM at international exhibitions, and periodical advertisement on international magazines. The strong brands of EVERDIGM is continually developing new technologies.

Customer focus is our first priority

EVERDIGM well-organized marketing team helps promoting success of all distributors.

Visual materials

designed and brought out by specialist design marketing team and provided to distributors.

Partnership that you can depend on

we will help you find solutions for your individual marketing project requirements.



■ **Parts, service, and training**

After-sales services – a perfect concept keep going.

The delivery of a machine marks the beginning of a long-standing service partnership. Our customer satisfaction team of EVERDIGM service experts is always there to help with any questions concerning the machine and its operation. Ensuring your long-term success with machines from EVERDIGM is a matter of particular concern to us. Qualified training of machine operators and the specialized knowledge required for servicing and maintenance are prerequisites when it comes to ensuring optimum, long-term utilization of our machines. EVERDIGM offers the opportunity of training your expert personnel through in-depth training courses.

EVERDIGM Original Parts

high-quality spare parts and wearing parts for your machines directly from the manufacturer.

Practical, consistent and clever information systems

on everything to do with EVERDIGM product portfolio.

Experienced specialists from EVERDIGM

offer comprehensive applications consulting in the project planning stage, during execution, and also after completion of the project. If required.



HOUSING
-SILENCE TYPE-
BA

Prime series are silenced type breakers that are developed for environment and human health according to international trend of noise restriction. By wearing a hard boots of reinforced rock dragger and bracket, prime series provides much innovative durability with maximum power than ever. The benefits of these series are dual speed control system, hard boots (13 and larger), anti blank blow system, auto stop & auto start and single high pressure accumulator(17 and larger)

Long piston stroke

- Maximizes impact energy
- Minimizes recoil
- Eliminates mechanical springs
- Special heat-treated and hardened piston

Easy maintenance

- Fewer components
- Wide and appropriate opening

Hardened rock dragger

- Resisting wear and abrasion

Proven Working Principle
(oil and gas assist)

- Pressurized nitrogen gas is the one of power source, to operate with less demand

Anti-blank blow

- Significantly failures caused by blank blow

Perfect cushion damper

- Optimal damping system made of high quality elastomer
- minimizing recoil shock induced by impact
- Reduces noise and vibration

Unique valve design

- Lessens pressure fluctuation
- Less damage on carrier's pump

Wide and light-weight cover

- Noise insulation
- Dust protection, Easy maintenance

Rigid Construction

- Jigsaw shaped main bracket design achieves better resilience from external force. This ensure sound and long lasting body structure.

Dual speed Control

- Control blow frequency according to hardness of rock




EHB008 EHB01 EHB02 EHB03 EHB04 EHB05 EHB06 EHB10 EHB13 EHB17 EHB20 EHB25 EHB30 EHB40 EHB50 EHB70 EHB100

ITEM		EHB008	EHB01	EHB02	EHB03	EHB04	EHB05	EHB06	EHB10	EHB13	EHB17	EHB20	EHB25	EHB30	EHB40	EHB50	EHB70	EHB100
Working weight ¹⁾		kg	80	121	121	147	249	315	472	555	1,029	1,269	1,539	1,799	2,461	3,433	4,119	10,070
Required oil flow		lpm	12 - 30	15 - 25	20 - 35	25 - 35	30 - 50	35 - 65	45 - 90	60 - 110	80 - 140	110 - 170	100 - 150	130 - 180	170 - 240	200 - 280	230 - 330	410 - 530
Operating pressure		bar	100 - 130	100 - 130	100 - 130	100 - 130	110 - 140	130 - 170	130 - 170	140 - 180	140 - 180	160 - 180	160 - 180	160 - 180	165 - 185	165 - 185	165 - 185	165 - 185
Blow frequency	Low speed mode	bpm									380 - 700	350 - 600	340 - 550	330 - 500	310 - 490	330 - 450	250 - 370	280 - 370
	High speed mode	bpm	550 - 1,300	700 - 1,200	700 - 1,200	550 - 1,000	550 - 1,000	550 - 1,000	520 - 1,000	500 - 1,000	550 - 850	500 - 750	440 - 700	430 - 650	400 - 680	420 - 600	350 - 500	370 - 480
Impact energy ²⁾	Low speed mode	joule									2,500	2,800	3,500	4,300	6,100	7,600	10,400	17,000
	High speed mode	joule	110	180	200	300	450	700	1,000	1,350	2,150	2,200	2,800	3,200	4,200	6,000	7,900	14,000
Tool shank diameter		mm	42	45	45	50	58	68	80	93	105	117	125	135	150	165	180	245
Applicable carrier weight		tonne	0.6 - 1.5	0.7 - 2.5	1.0 - 4.0	1.5 - 4.5	2.5 - 6.0	3.5 - 8.0	5 - 11	7 - 15	12 - 20	14 - 24	16 - 25	20 - 30	26 - 35	32 - 45	60 - 110	85 - 140

1) Total weight including standard tool, standard mounting adapter and spacers but excluding hydraulic hoses, fittings and mounting pins. 2) Measured in accordance with the certified test procedure which complies with the AEM (former CIMA) tool energy rating for hydraulic breakers. * Materials and specifications are subject to change without prior notice.

Multiprocessor for professional demolition
The EVERDIGM EHC series of multiprocessors feature interchangeable jaw sets mounted on a single base unit providing the efficiency of six tools in one



Crushing Jaw set

For the primary demolition operations. Crushing down the main structure of a building

Demolition Jaw set

Specially designed and engineered for mixed concrete and steel applications, combining the advantages of shear jaw set and concrete jaw set. Processing heavily reinforced concrete structures and concrete encased I-beam steel barrels without jaw change

Pulverizing Jaw set

For the secondary demolition operations. Starting to process the demolished materials. for example Separating reinforcing bar from concrete

Shear Jaw set

The shear jaw set can be used on all industrial demolition sites for cutting materials such as section bars, pipes,tanks railway carriages,etc..

Universal Jaw set

The universal Jaw set can be used for concrete crushing and cutting steel together. Amount of work will be shortened by cutting materials as a fixed size

Mobile shearing Jaw set

It's more advanced shearing jaw type which replaceable tip blade is used. Wide jaw opening and blades make cutting capacity improved

Multiprocessor



Unlimited 360° Hydraulic rotation with heavy-duty swing gear



Speed up valve high jaw opening & closing speed



Customized tooth type Welding type or replaceable type can be chosen



One pin type jaw mechanism for enhanced shearing force and working & maintenance efficiency



Fully reversible rectangular blades for lower maintenance cost



User friendly blade clearance adjustment by using one set of adjust nut

Item	Unit	EHC13					EHC22					EHC32					EHC40	
Jaw type		C	D	P	S	MS	C	D	P	S	U	C	D	P	S	U	S	P
Working weight 1)	kg	1,231	1,330	1,351	1,256	1,330	2,166	2,126	2,233	2,034	2,350	3,032	3,012	3,078	2,947	3,300	4,575	4,781
Overall length 2)	mm	1,940	1,945	1,972	1,882	1,870	2,326	2,291	2,342	2,175	2,273	2,533	2,565	2,563	2,553	2,681	2,968	2,971
Overall width	mm	1,200	1,187	1,157	989	989	1,438	1,368	1,508	1,083	1,189	1,684	1,560	1,643	1,332	1,486	1,612	1,895
Max.Jaw opening	mm	643	629	647	366	412	903	797	893	503	611	1,119	983	1,008	573	753	676	1,184
Cutter blade length	mm	214	214	219	319	446	237	355	237	348	450	240	461	240	563	600	631	264
Required oil flow	lpm	100 - 180					150 - 250					200 - 300					280 - 360	
Max.operating pressure	bar	350					350					350					350	
Crushing force(tip)	tonnes	62	62	60	65	63	74	77	70	88	80	104	110	113	114	110	178	166
Applicable carrier weight	tonnes	14 - 19					20 - 28					28 - 36					36 - 47	
Standard features																		
- Hyd. Slewing motor		Standard					Standard					Standard					Standard	
- Speed-up valve		Standard					Standard					Standard					Standard	

1) Total weight including speed-up and hydraulic rotation,but excluding mounting adapter, hydraulic hoses, fitting and mounting pins.

2) The maximum length excluding mounting adapter with jaws fully closed(for opened)
* Materials and specifications are subject to change without prior notice.



The large bore hydraulic cylinder combined with our exclusive speed / regeneration valve provides Superior cutting force and cycle time

Twin motor with relief valve for motor protection

Blade clearance adjuster for easy& simple maintenance, and it keeps optimal working performance.

Single greasing point for main pin & cylinder pin .

Shear



A large diameter rotation bearing utilizes 2 rows of ball bearings giving maximum durability



Use of Hardox 400 material makes it durable



Guide slide, puck system reduces Jaw stress and helps to eliminate jamming



Offset jaw apex for optimum shear power



Main blade can be used twice by turning the blade



Top cover makes cylinder and speed up valve maintenance easier

Item	Unit	ESS30	ESS45
Operating Weight	kg	3,274	4,666
Overall Length	mm	3,099	3,424
Max. Jaw Opening	mm	581	706
Max. Jaw Depth	mm	555	626
Crushing force (tip)	tonnes	127	160
Oil Flow	lpm	200 - 300	280 - 360
Max. Operating Pressure	bar	350	350
Jaw Cycle Time (at Q _{normal})		(at 250 lpm)	(at 320 lpm)
Opening	sec	3.5	5.1
Closing	sec	3.8 - 7.3	4.1 - 9.2
1 Cycle	sec	7.3 - 10.8	9.2 - 14.3
Max. Oil Flow for Rotation	lpm	24	24
Max. Pressure for Rotation	bar	140	140
Max. Rotation Speed	rpm	15	15
Rotating Angle		360° continuous	360° continuous
Applicable Carrier Weight	2nd	tonnes	30
	3rd	tonnes	40 - 50

Produced with increased power and durability by state-of-the-art technology, EVERDIGM Pulverizers have been designed for both primary demolition work, secondary concrete reduction and material sorting.

Trunnion type cylinder

Everdigm's improved pulverizer with trunnion - supported cylinder gives you high breaking forces throughout the entire working cycle as well as stable movement

Wider jaw

With its wider jaw, exceptional closing force and short cycle times, the EHP pulverizer provides excellent productivity in concrete reduction and reinforced steel separation

Integrated speed-up valve with cylinder

Maximum maintenance efficiency

Replaceable tooth system

Fast and effortless replacement of tooth allowing high productivity

Durability

Increased durability has been achieved with the use of abrasive-resistant materials. Powerful and durable attachments produced by advanced design and high quality production are able to handle the toughest jobs



Integrated speed-up valve with cylinder

Maximum maintenance efficiency

Hydraulic 360 rotation unit

Limitless rotation for fast and targeted positioning in all conditions

Trunnion type cylinder

EVERDIGM's improved pulverizer with trunnion supported cylinder gives you high breaking forces throughout the entire working cycle as well as stable movement

Wider jaw

With its wider jaw, exceptional closing force and short cycle times, the EHP pulverizer provides excellent productivity in concrete reduction and reinforced steel separation

Durability

Increased durability has been achieved with the use of abrasive-resistant materials. Advanced design and construction produces a powerful and durable attachment to handle the toughest jobs.



Pulverizer - Fixed type



Cracking tooth

On the outer end of jaw for high productivity during pulverizing job

Tooth bolting style

for quick and effective replacement (welding type is also available)

Integrated speed-up valve

delivering easy maintenance and roomy space

Fully reversible rectangular blades

for lower maintenance cost

Hardened teeth

made of special materials for enhanced durability

Trunnion type cylinder

for maximum breaking force through-out jaw closing motion as opening motion

Pulverizer - Rotatable type



Wide jaw opening

for a large demolition work surface

Hardened teeth

made of special materials for enhanced durability

Fully reversible rectangular blades

Hydraulic 360 rotation unit

allowing fast and targeted positioning to materials

Integrated speed up valve

with cylinder delivering easy maintenance and roomy space

Trunnion type cylinder

the entire operation

Item	Unit	EHP16	EHP19	EHP22	EHP32
Working weight ¹⁾	kg	952	1,310	2,030	2,503
Overall length ²⁾	mm	1,656	1,985	2,206	2,388
Jaw width(Fixed/Moving Jaw)	mm	384 / 330	438 / 350	470 / 372	532 / 386
Max.Jaw opening	mm	680	732	889	1,061
Max.operating pressure	bar	350	350	350	350
Crushing force(tip)	tonnes	56	59	70	85
Cutter blade length	mm	240	240	360	360
Required oil flow	lpm	100 - 180	150 - 250	150 - 250	200 - 300
Applicable carrier weight	tonnes	13 - 20	16 - 25	20 - 28	28 - 36
Standard features					
- Speed-up-valve		Not available	Standard	Standard	Standard
- Bolting tooth		Not available	Not available	Standard	Standard

1) Total weight including speed-up and hydraulic rotation, but excluding mounting adapter, hydraulic hoses, fitting and mounting pins.

2)The maximum length excluding mounting adapter with jaws full closed(or opened)
* Materials and specifications are subject to change without prior notice.

Item	Unit	EHP16R	EHP20R	EHP25R	EHP35R
Working weight ¹⁾	kg	1,250	1,817	2,517	3,017
Overall length ²⁾	mm	1,840	2,134	2,474	2,686
Jaw width(Fixed/Moving Jaw)	mm	384 / 330	438 / 350	470 / 372	532 / 370
Max.Jaw opening	mm	720	765	925	1,066
Max.operating pressure	bar	350	350	350	350
Crushing force(tip)	tonnes	56	61	73	85
Cutter blade length	mm	240	240	360	360
Required oil flow	lpm	100 - 180	150 - 250	150 - 250	200 - 300
Applicable carrier weight	tonnes	13 - 16	17 - 25	20 - 27	28 - 36
Standard features					
- Speed-up valve		Not available	Standard	Standard	Standard
- Bolting tooth		Not available	Not available	Standard	Standard

1) Total weight including speed-up and hydraulic rotation, but excluding mounting adapter, hydraulic hoses, fitting and mounting pins.

2)The maximum length excluding mounting adapter with jaws full closed(or opened)
* Materials and specifications are subject to change without prior notice.

*EPG grabs are designed for selective demolition, sorting of recycle material and loading of various materials

Reinforced body & jaw

Body and jaw are reinforced to prevent from deformation against external force (from EPG14 and larger)

Mainframe is tightly protected from crushing debris. Thus inner parts remain intact in any condition

stopper

Reinforced stopper is located on the body and it reduces the cylinder when grabs are opened. (from EPG14 and larger)

Using quality material

HARDOX plates are adapted on the jaw and bottom plate of body where the wear resistance and durability are required.

Easy maintenance and repairing

New EPG series provide easy maintenance and repairing

Hydraulic 360° Rotation unit

The continuous 360° hydraulic rotation got stronger with two rotation motors. This can make sorting job much easier with strong torque

2 cylinders are applied

2 cylinders are applied for equal distributed load & better productivity of jaws (from EPG14 and larger)

Improved Cutting edge plate

Separable cutting edge plate for easy replacement
Hardened bolts and stopper block are applied.

Easy and versatile mounting

Direct Mount frame :The pin-on type frame is designed to accept a variety of slip-fit bushings and pins, resulting in versatile installation on any carrier that does not require OEM's pin-to-pin distance

Single hose block

All hoses are routed within the frame and connected to a mono hose block located on the back. It keeps the hoses from easy damage

Cushion rubber

Specially designed cushion rubbers protect machine and operator from vibrations

Heavy duty gear motor

Heavy duty and high efficiency gear motor with splined shaft and high pressure motor seals prevent easy damage caused by pressure shock during startup and shutdown

Self-aligning bearing

Self-aligning double row spherical roller bearing provides a long service life to rotating components

Easy maintenance

All grease fittings are located for easy access

Cross-check valve as standard

Built-in cross check valve within motor protects the motor and bearing from damage caused by abrupt shutdown of hydraulic flow. And it also eliminates the need for a case drain

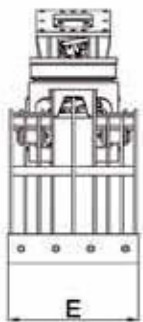
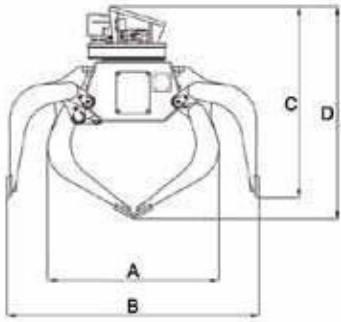
Valve pack as standard

Flow control valve(Priority flow divider) regulates hydraulic in - flow to the motor and prevents it from over-speeding. Thus, the compactor can be installed on carrier not equipped with a flow control valve on its auxiliary plumbing

Pressure relief valve is also incorporated in the valve pack and it prevents system from over-pressure. An attachment, such as breaker, which works at a relatively higher pressure than compactor can be easily switched to the compactor on the same auxiliary plumbing without re-setting of the carrier's relief valve pressure

By-pass check valve, flow control valve, and pressure relief valve are packed within a single hose block

Grab - Rib type



Compactor



Oil bath type

Compaction weight chamber is filled with gear oil, thus, it eliminates periodical greasing & oil changing interval is now changed to 1 year.



Durable frame design

Durability of main body is increased by flat and solid frame



Stopper

It limits excessive pressing force from excavator



Wider cushion rubber for EPC05

It increases the durability of cushion rubber

			EPG05	EPG08	EPG14	EPG20	EPG30
Number of Cylinder			1ea	1ea	2ea	2ea	2ea
Specification	Carrier Weight	tonnes	4-8	7-10	11-16	18-25	25-38
	Operating Weight	kg	432	568	1,086	1,494	2,370
	Max. Closing Force	tonnes	2.5	3.2	6.1	7.3	8.6
	Oil Flow Rate	lpm	20-60	20-60	40-80	60-120	80-160
	Pressure	bar	300	300	350	350	350
	Capacity	liter	230	320	430	620	995
	A	mm	1,042	1,186	1,202	1,393	1,531
	B	mm	1,533	1,736	1,748	2,050	2,285
	C	mm	1,162	1,303	1,325	1,459	1,599
	D	mm	1,292	1,447	1,417	1,573	1,742
	E	mm	600	700	900	1,000	1,250

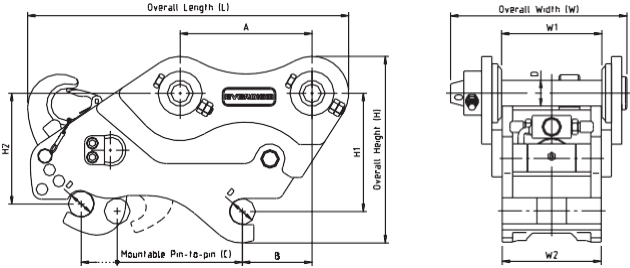
Item	Unit	EPC05 Narrow Type (Standard)	EPC05 General Type (Option)	EPC10	EPC15	EPC20	EPC30
Impulse force	tonnes	2.1	2.1	4.0	6.4	11.2	17.3
Adapter mount type	kg	260	280	430	689	1,094	1,502
Direct mount type	kg	264	344				
Height(H)							
Adapter mount type	mm	650	675	640	750	840	943
Direct mount type	mm	695	720				
Width(W)	mm	320	500	610	740	860	1,000
Base plate(W X L)							
Dimension	mm	320 x 745	500 x 800	610 x 900	740 x 1,050	860 x 1,200	1,000 x 1,300
Compaction area	m ²	0.24	0.40	0.55	0.78	1.03	1.30
Oil flow required	lpm	45 - 65	45 - 65	50 - 120	80 - 170	110 - 200	160 - 250
Max. cycle per minute	rpm	2,100	2,100	2,000	2,000	2,000	2,000
Operating pressure							
Free load	bar	30 - 50	30 - 50	30 - 50	30 - 50	30 - 50	30 - 50
With load	bar	100 - 220	100 - 220	100 - 138	100 - 138	100 - 138	100 - 138
Applicable carrier weight	tonnes	4 - 6	4 - 6	6 - 10	11 - 16	17 - 25	26 - 40

1) Including standard mounting adaptor, excluding hydraulic hoses, fitting and mounting pins

Quick coupler RHQ



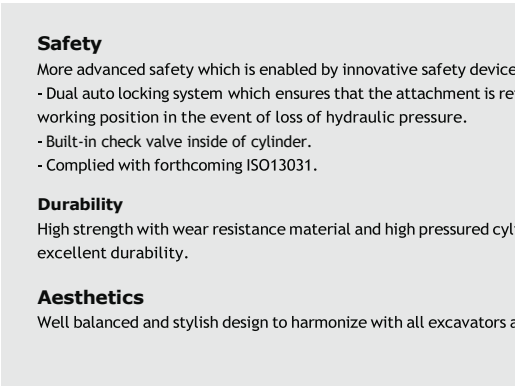
Wide application with wide pin-to-pin distance
Outstanding durability by using abrasion resistant high strength material
Low off-set height and **Sleek design**
Safety valve integrated cylinder and manual safety pin



Specification	unit	RHQ701	RHQ702	RHQ703	RHQ704	RHQ705	RHQ708
Overall Length(L)	mm	328-344	342-436	446-511	490-515	592-625	635-686
Overall Height(H)	mm	220-230	220-257	243-278	254-291	304-323	318-358
Overall Width(W)	mm	218	208-237	231-249	228-248	277-293	307-332
Weight	kg	20-22	26-32	36-42	45-47	69	82-96
Mounting width(W1)	mm	90-107	96-134	122-146	125-141	145-173	171-202
Mounting width(W2)	mm	96-105	95-132	122-144	123-139	144-164	169-200
Pin-to-Pin (A)	mm	85-107	90-184	170-200	184-200	230-285	285-310
Mountable pin-to-pin(C)	mm	83-117	89-150	160-217	180-236	225-303	270-353
Tolerance of safety pinconnection	mm	83-117	89-150	160-217	180-236	225-303	270-338
Pin Diameter(D)	mm	25	30-30.25	35-40	40	45	45-60
Offset Height(H1)	mm	147-161	150-166	160	160-165	170-180	180-200
Operation Pressure	bar	30-210	30-210	30-210	30-210	30-350	30-350
Oil Flow	lpm	10-20	10-20	10-20	10-20	10-20	10-20
Applicable Excavator	ton	1	2	3	4	5	8

Specification	unit	RHQ713	RHQ718	RHQ720	RHQ722	RHQ730	RHQ733	RHQ745P
Overall Length(L)	mm	787-852	893	901	955-974	1,118-1121	1,163-1,181	1,360-1,406
Overall Height(H)	mm	383-428	477	482	490-495	574-556	572-607	639-656
Overall Width(W)	mm	408-435	484	479	478-503	603-635	649-666	721-726
Weight	kg	160-180	255	255	278-280	520	528	706-890
Mounting width(W1)	mm	260-281	308	305	306-333	395-411	401-441	431-472
Mounting width(W2)	mm	258-274	306	304	305-330	379-410	399-440	428-470
Pin-to-Pin (A)	mm	390-430	415	425	464-485	500-515	565-590	570-600
Mountable pin-to-pin(C)	mm	380-440	405-507	405-507	445-514	488-603	546-606	560-590
Tolerance of safety pinconnection	mm	380-430	405-444	405-488	448-514	488-603	546-606	560-596
Pin Diameter(D)	mm	65-70	70	70	80	90	100-110	100-120
Offset Height(H1)	mm	230-260	290	290	285-300	330	330-365	379-390
Operation Pressure	bar	30-350	30-350	30-350	30-350	30-350	30-350	30-350
Oil Flow	lpm	10-20	10-20	10-20	10-20	10-20	10-20	10-20
Applicable Excavator	ton	13	18	20	22	30	33	45

Quick coupler EQD



Safety

More advanced safety which is enabled by innovative safety devices.

- Dual auto locking system which ensures that the attachment is retained in the working position in the event of loss of hydraulic pressure.
- Built-in check valve inside of cylinder.
- Complied with forthcoming ISO13031.

Durability

High strength with wear resistance material and high pressured cylinder provides excellent durability.

Aesthetics

Well balanced and stylish design to harmonize with all excavators and attachments.

Convenience

- EQD series provide the best convenience with Full automatic locking devices which are connected with quick coupler Lock / Release operation.

- Locking condition of the safety locking system is visible from a cabin.

Versatility

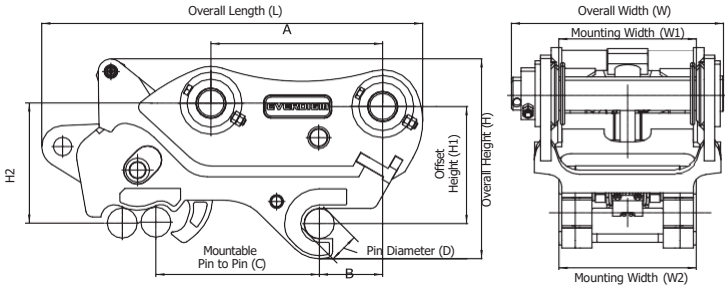
- Wide application with wide pin-to-pin distance.

- Available to cover carrier weights from 2.5 up to 75 tonnes class excavator.

- Plumbing kits are available to supply.

Optimization

Light weight, low profile, fast operating - 10 years know-how and latest 3D Computer Aided Design & Engineering gives the right coupler you've waited for.



Specification	unit	EQD03	EQD04	EQD05	EQD08	EQD14	EQD17
Overall Length(L)	mm	548	562	666	777	844	925
Overall Height(H)	mm	277	283	323	408	412	475
Overall Width(W)	mm	229	248	280	354	418	457
Weight	kg	46	61	74	120	197	275
Mounting width(W1)	mm	122	140	150	216	275	290
Mounting width(W2)	mm	122	139	150	216	274	289
Mountable pin-to-pin(C)	mm	167-220	167-220	221-292	307-380	371-417	400-463
Pin Diameter(D)	mm	35	40	45	60	65	70
Offset Height(H1)	mm	160	160	179	205	254	280
Operation Pressure	bar	30-350	30-350	30-350	30-350	30-350	30-350
Oil Flow	lpm	10-20	10-20	10-20	10-20	10-20	10-20
Applicable Excavator	tonnes	2.5-3.5	3.5-4.5	4.5-7	7-12	12-16	16-18

Specification	unit	EQD22	EQD24	EQD30	EQD33	EQD45	EQD70
Overall Length(L)	mm	1,048	1,144	1,142	1,222	1,242	1,340
Overall Height(H)	mm	514	599	599	638	632	741
Overall Width(W)	mm	504	606	634	666	706	775
Weight	kg	355	544	563	678	745	1,064
Mounting width(W1)	mm	326	381	411	441	431 / 471	482 / 512
Mounting width(W2)	mm	325	380	410	440	428,468	480,510
Mountable pin-to-pin(C)	mm	454-514	492-591	492-591	542-631	552-628	600-689
Pin Diameter(D)	mm	80	90	90	100,110	100,110	120
Offset Height(H1)	mm	289	340	350	370	380	450
Operation Pressure	bar	30-350	30-350	30-350	30-350	30-350	30-350
Oil Flow	lpm	10-20	10-20	10-20	10-20	10-20	10-20
Applicable Excavator	tonnes	18-23	23-26	26-32	32-38	43-52	65-75

Note: 1) ++ including the bracket pins and hoses. 2) Dimensions A,B and H2 may vary according to carrier. 3) Specifications are subject to change without prior notice